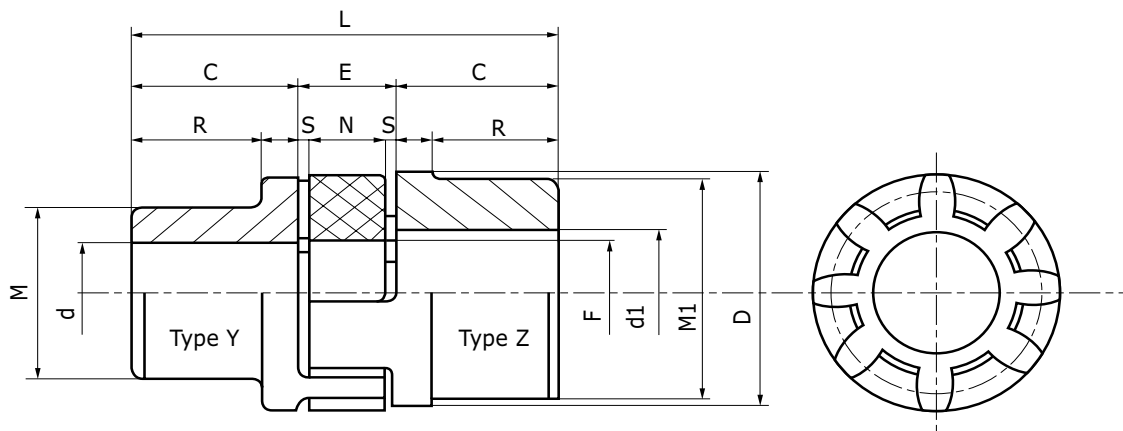




JAW COUPLINGS

MATERIALS :
Cast iron G25
Aluminum



JAW COUPLINGS - CAST IRON G25															Maximum Speed (rpm)	Nominal torque (Nm)
Reference*	Pilot bore Ø		d max	d1 max	C	D	E	F	M	M1	N	R	S	L		
	Bush Y	Bush Z														
AEP 19Y-19Z**	-	-	19	24	25	40	16	18	30	40	12	19	2	66	14 000	17
AEP 24Y-24Z	-	-	24	32	30	55	18	27	40	55	14	24	2	78	10 600	60
AEP 28Y-28Z	-	-	28	38	35	65	20	30	48	65	15	27,5	2,5	90	8 500	160
AEP 38Y-38Z	-	-	38	45	45	80	24	38	66	78	18	36,5	3	114	7 100	325
AEP 42Y-42Z	-	-	42	55	50	95	26	46	75	94	20	40	3	126	6 000	450
AEP 48Y-48Z	-	-	48	60	56	105	28	51	85	104	21	45	3,5	140	5 600	525
AEP 55Y-55Z	-	-	55	70	65	120	30	60	98	118	22	52	4	160	4 150	625
AEP 65Y-65Z	-	-	65	75	75	135	35	68	115	134	26	61	4,5	185	4 250	640
AEP 75Y-75Z	-	-	75	90	85	160	40	80	135	158	30	69	5	210	3 550	1465
AEP 90Y-90Z	38	38	90	100	100	200	45	100	160	180	34	81	5,5	245	2 800	3600

* Example of reference for a coupling with a Y type bush and Z type bush

** Made in steel

(1) Flector in red thermoplastic elastomer with hardness of 98 Shore A

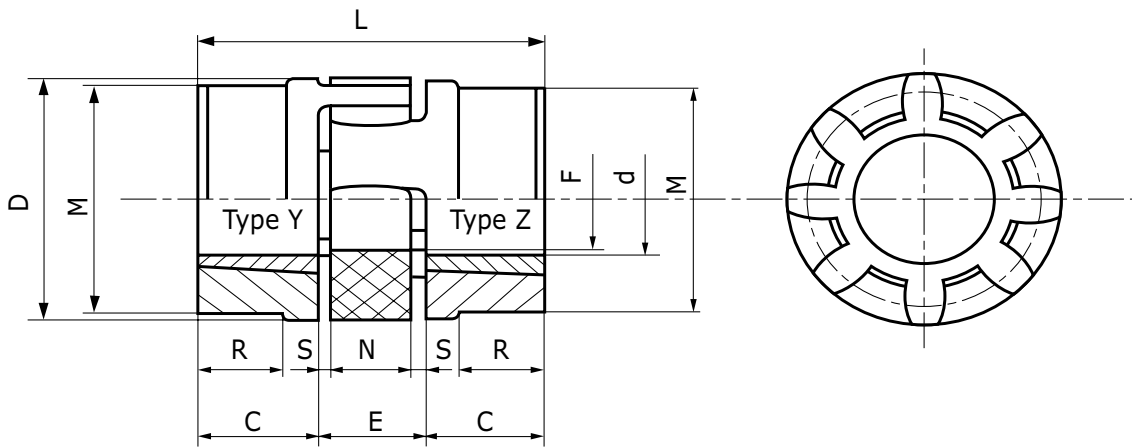

Rework : machined bore ØdH7 + keyway on request

JAW COUPLINGS - ALUMINIUM															Nominal torque (Nm)
Reference*	Pilot bore Ø		d max	d1 max	C	D	E	F	M	M1	N	R	S	L	
	Bush Y	Bush Z													
AEP 19Y-19Z / AL	-	10	19	24	25	40	16	18	30	40	12	19	2	66	17
AEP 24Y-24Z / AL	8	14	24	32	30	55	18	27	40	55	14	24	2	78	60
AEP 28Y-28Z / AL	10	16	28	38	35	65	20	30	48	65	15	27,5	2,5	90	160
AEP 38Y-38Z / AL	12	20	38	45	45	80	24	38	66	78	18	36,5	3	114	325

* Example of reference for a coupling with a Y type bush and Z type bush



JAW COUPLINGS

MATERIAL : Cast iron G25


JAW COUPLINGS MOYEU AMOVIBLE - CAST IRON G25													Nominal torque (Nm)
Reference*	Bush	Max bore		Standard Bush									
		d		C	D	E	F	M	N	R	S	L	
		min	max										
AEP 28Y-28Z MA	1108	9	28	23	65	20	30	65	15	2.5	-	66	160
AEP 38Y-38Z MA	1108	9	28	23	80	24	38	78	18	3	15	70	325
AEP 42Y-42Z MA	1610	14	42	26	95	26	46	94	20	3	16	78	450
AEP 48Y-48Z MA	1615	14	42	39	105	28	51	104	21	3.5	28	106	525
AEP 55Y-55Z MA	2012	14	50	33	120	30	60	118	22	4	20	96	625
AEP 75Y-75Z MA	2517	16	60	52	160	40	80	158	30	5	36	144	1 465

* Example of reference for a coupling with a Y type bush and Z type bush
 (1) Flector in red thermoplastic elastomer with hardness of 94 Shore A or yellow with hardness of 92 Shore A