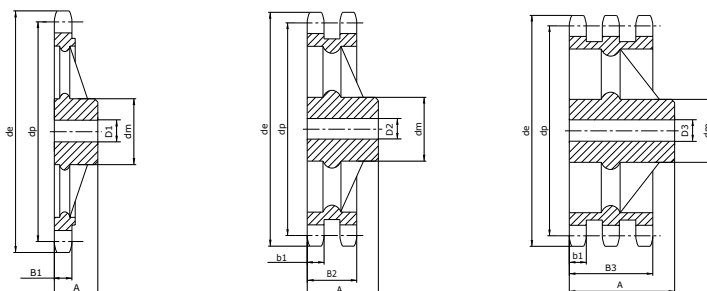


Cast iron platewheels for simplex, duplex and triplex roller chains as per standards: DIN 8187 - ISO 606.



Dimensions in mm

PILOT BORE CAST IRON PLATEWHEELS - 06B

B1	B2	B3	b1
5,3	15,4	25,6	5,1

PITCH : 3/8" x 7/32"
PITCH : 9,525 x 5,72 mm

Z	Reference	de	dp	SIMPLEX				DUPLEX				TRIPLEX			
				dm*	D1*	A*	Kg	dm*	D2*	A*	Kg	dm*	D3*	A*	Kg
38	F..06B038	119,50	115,34	70	20	32	1,20	80	20	40	1,80	90	24	56	2,20
45	F..06B045	140,70	136,54	70	20	32	1,50	80	20	40	2,20	90	24	56	3,20
57	F..06B057	176,90	172,91	70	20	32	1,90	80	20	40	2,50	90	24	56	3,80
76	F..06B076	234,90	230,49	70	20	32	2,60	80	20	40	3,60	100	24	56	4,80
95	F..06B095	292,50	288,08	80	20	40	3,20	90	20	45	4,10	100	24	56	5,50
114	F..06B114	349,60	345,68	80	20	40	4,20	95	20	45	5,50	100	24	56	8,00
150	F..06B150	459,20	454,80	90	24	45	4,50	100	24	50	7,23	125	24	60	10,50

PILOT BORE CAST IRON PLATEWHEELS - 08B

B1	B2	B3	b1
7,2	21	34,9	7

PITCH : 1/2" x 3/8"
PITCH : 12,7 x 5,16 mm

Z	Reference	de	dp	SIMPLEX				DUPLEX				TRIPLEX			
				dm*	D1*	A*	Kg	dm*	D2*	A*	Kg	dm*	D3*	A*	Kg
38	F..08B038	158,60	153,80	70	24	40	2,70	90	24	50	3,10	100	24	60	4,50
45	F..08B045	188,60	182,07	70	24	40	3,20	90	24	50	3,50	100	24	60	5,30
57	F..08B057	236,40	230,54	70	24	40	4,00	90	24	50	4,40	100	24	60	5,70
76	F..08B076	313,30	307,33	80	24	40	5,20	100	24	56	6,20	100	24	60	9,00
95	F..08B095	390,70	384,11	80	24	45	5,70	100	24	56	9,00	120	24	67	12,40
114	F..08B114	466,90	460,90	80	24	45	7,00	100	24	63	11,00	120	24	67	15,10

PILOT BORE CAST IRON PLATEWHEELS - 10B

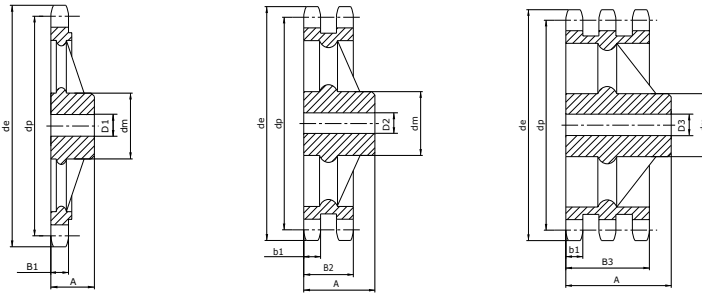
B1	B2	B3	b1
9,1	25,5	42,1	9

PITCH : 5/8" x 3/8"
PITCH : 15,875 x 9,65 mm

Z	Reference	de	dp	SIMPLEX				DUPLEX				TRIPLEX			
				dm*	D1*	A*	Kg	dm*	D2*	A*	Kg	dm*	D3*	A*	Kg
38	F..10B038	199,00	192,24	80	24	40	2,90	100	30	50	4,90	100	32	60	6,30
45	F..10B045	235,00	227,58	80	24	40	3,40	100	30	50	5,20	100	32	60	7,50
57	F..10B057	296,00	288,18	90	24	45	4,00	100	30	56	6,30	100	32	63	9,50
76	F..10B076	392,10	384,16	90	24	50	6,40	100	30	63	9,90	110	35	67	14,50
95	F..10B095	488,50	480,14	100	24	56	8,50	110	30	63	13,50	125	35	70	18,50
114	F..10B114	584,10	576,13	100	24	56	14,00	125	30	70	18,00	125	35	80	25,00

.. 1 for simplex / 2 for duplex / 3 for triplex
 * These dimensions can change, please consult us if needed.

Cast iron platewheels for simplex, duplex and triplex roller chains as per standards: DIN 8187 - ISO 606.



Dimensions in mm

PILOT BORE CAST IRON PLATEWHEELS - 12B

B1	B2	B3	b1
11,1	30,3	49,8	10,8

PITCH : 3/4" x 7/16"
PITCH : 19,05 x 11,68 mm

Z	Reference	de	dp	SIMPLEX				DUPLEX				TRIPLEX			
				dm*	D1*	A*	Kg	dm*	D2*	A*	Kg	dm*	D3*	A*	Kg
38	F..12B038	238,00	230,69	100	24	56	4,50	110	30	63	6,30	140	30	70	10,60
45	F..12B045	282,50	273,10	100	24	56	5,50	110	30	63	7,50	140	30	70	12,60
57	F..12B057	354,00	345,81	100	30	56	7,00	120	30	63	10,00	140	40	70	15,50
76	F..12B076	469,90	460,99	100	30	56	9,80	135	30	63	15,00	160	40	75	21,80
95	F..12B095	585,10	576,17	100	30	65	12,00	135	30	70	20,00	170	40	82	30,00
114	F..12B114	700,60	691,36	100	30	65	19,00	135	30	70	26,00	170	50	82	38,00

PILOT BORE CAST IRON PLATEWHEELS - 16B

B1	B2	B3	b1
16,2	47,7	79,6	15,8

PITCH : 1" x 17,02"
PITCH : 25,4 x 17,02 mm

Z	Reference	de	dp	SIMPLEX				DUPLEX				TRIPLEX			
				dm*	D1*	A*	Kg	dm*	D2*	A*	Kg	dm*	D3*	A*	Kg
38	F..16B038	320,00	307,59	110	30	65	8,20	140	40	75	15,10	160	45	100	22,20
45	F..16B045	377,00	364,12	125	30	70	10,00	150	40	75	18,00	160	45	100	27,00
57	F..16B057	474,00	461,07	125	35	70	14,70	170	40	90	24,50	165	45	100	39,50
76	F..16B076	627,00	614,65	140	35	80	22,00	175	40	95	37,00	200	45	110	56,00
95	F..16B095	781,00	768,22	140	40	80	33,00	175	45	95	52,00	200	50	110	82,00
114	F..16B114	933,00	921,81	140	40	80	45,00	175	45	95	70,00	200	50	115	105,00

PILOT BORE CAST IRON PLATEWHEELS - 20B

B1	B2	B3	b1
18,5	54,6	91	18,2

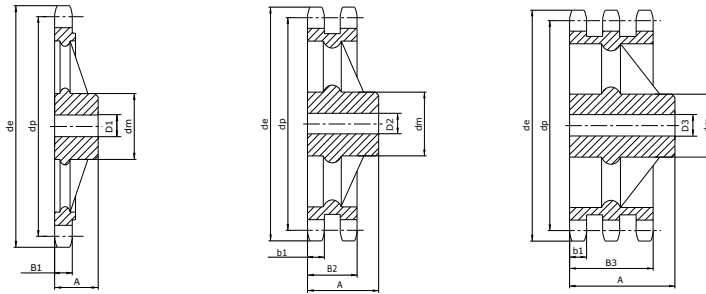
PITCH : 1 1/4" x 3/4"
PITCH : 31,75 x 19,56 mm

Z	Reference	de	dp	SIMPLEX				DUPLEX				TRIPLEX			
				dm*	D1*	A*	Kg	dm*	D2*	A*	Kg	dm*	D3*	A*	Kg
38	F..20B038	399,40	384,49	125	35	70	17,70	140	45	90	30,40	180	56	110	49,40
45	F..20B045	470,30	455,17	125	35	70	27,00	140	45	90	40,00	180	56	110	65,00
57	F..20B057	591,50	576,36	135	40	80	40,00	160	50	100	65,00	180	63	125	94,00
76	F..20B076	784,30	768,32	140	50	90	53,30	180	50	100	86,60	200	63	140	125,30
95	F..20B095	975,30	960,27	190	50	100	66,30	200	50	130	108,20	210	50	140	156,60
114	F..20B114	1167,30	1152,27	200	50	110	79,30	200	50	160	129,80	200	50	160	187,90

.. 1 for simplex / 2 for duplex / 3 for triplex
* These dimensions can change, please consult us if needed.

Cast iron platewheels for simplex, duplex and triplex roller chains as per standards: DIN 8187 - ISO 606.

MATERIAL : Cast Iron G22



Dimensions in mm

PILOT BORE CAST IRON PLATEWHEELS 24B

B1	B2	B3	b1
24,1	72	120,3	23,6

PITCH : 1" 1/2 x 1"
PITCH : 38,10 x 25,4 mm

Z	Reference	de	dp	SIMPLEX				DUPLEX				TRIPLEX			
				dm*	D1*	A*	Kg	dm*	D2*	A*	Kg	dm*	D3*	A*	Kg
38	F..24B038	476,20	461,39	140	45	90	17,70	180	45	100	30,40	200	60	150	49,40
45	F..24B045	561,20	546,20	140	45	90	27,00	180	45	100	40,00	200	60	150	65,00
57	F..24B057	706,50	691,63	160	45	100	40,00	200	55	110	65,00	200	70	150	94,00
76	F..24B076	936,90	921,98	170	45	100	53,30	220	55	120	86,60	250	70	150	125,30
95	F..24B095	1167,30	1152,30	200	50	125	130,00	220	55	140	200,00				
114	F..24B114	1397,70	1382,72	200	50	125	206,70	300	55	180	313,40	300	70	200	420,10

PILOT BORE CAST IRON PLATEWHEELS 28B

B1	B2	B3	b1
29,4	88,4	148	28,8

PITCH : 1" 3/4 x 1" 1/4
PITCH : 44,45 x 30,99 mm

Z	Reference	de	dp	SIMPLEX				DUPLEX				TRIPLEX			
				dm*	D1*	A*	Kg	dm*	D2*	A*	Kg	dm*	D3*	A*	Kg
38	F..28B038	560,00	538,27	200	40	100	37,00	240	45	160	68,00	240	45	180	108,00
45	F..28B045	659,00	637,22	200	40	100	44,00	240	45	160	80,50	240	45	180	142,35
57	F..28B057	828,00	806,99	200	40	100	64,00	240	45	160	116,00	240	45	180	181,00
76	F..28B076	1097,00	1075,60	200	40	100	107,00	240	45	180	172,00	250	45	200	280,00
95	F..28B095	1366,00	1344,40	200	45	120	150,00	240	45	180	239,00	260	45	200	375,00
114	F..28B114	1634,00	1613,20	220	45	120	190,00	280	45	180	280,00	280	45	200	450,00

PILOT BORE CAST IRON PLATEWHEELS 32B

B1	B2	B3	b1
29,4	87,4	146	28,8

PITCH : 2" x 1" 1/4
PITCH : 50,8 x 30,99 mm

Z	Reference	de	dp	SIMPLEX				DUPLEX				TRIPLEX			
				dm*	D1*	A*	Kg	dm*	D2*	A*	Kg	dm*	D3*	A*	Kg
38	F..32B038	642,50	615,17	200	45	140	77,33	250	45	180	152,32	260	45	200	236,52
45	F..32B045	755,50	728,25	200	45	140	91,96	250	45	180	180,32	260	45	200	311,75
57	F..32B057	922,17	950,00	200	45	140	133,76	250	45	180	259,04	260	45	200	396,39
76	F..32B076	1229,30	1257,00	200	45	140	223,63	250	45	180	385,28	260	45	200	613,20
95	F..32B095	1536,40	1564,00	220	45	140	313,50	260	45	180	535,36	260	45	200	821,25
114	F..32B114	1843,60	1871,00	220	45	140	397,10	280	45	180	627,20	280	45	200	985,50

.. 1 for simplex / 2 for duplex / 3 for triplex
* These dimensions can change, please consult us if needed.