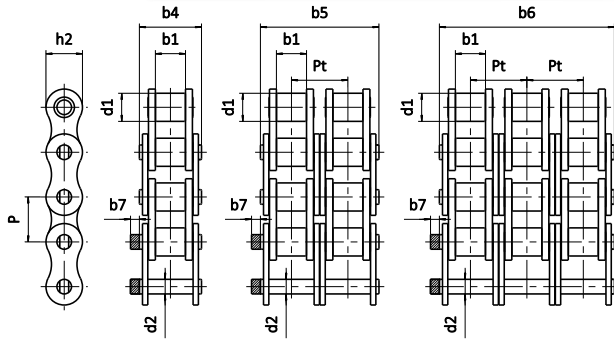


# BS CHAINS - EUROPEAN SERIES - DELTA® RANGE



## GENERAL CHARACTERISTICS

These chains designed for use in high power transmission systems comply with international standards: ISO 606.

These chains correspond to the following national standards:  
 - British Standard BS 228  
 - German Standard DIN8187

In these conditions, our chains are interchangeable with all other chains produced to the quoted standards.



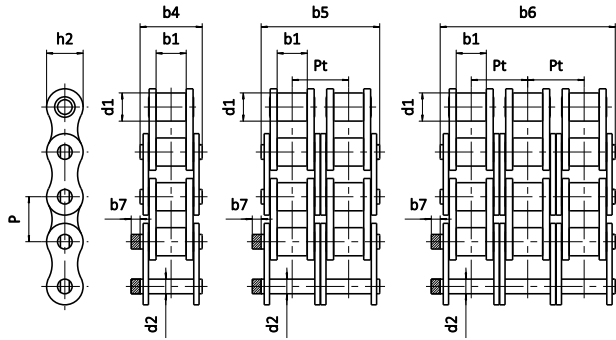
References			SEDIS DELTA® RANGE				General dimensions (mm)							Ultimate Tensile Strength						Mass per meter kg				
ISO 606	SEDIS	Pitch P	DELTA® HR	DELTA TITANIUM 2	VERTE	d1	b1	b4 b5 b6	d2	h2	Pt	b7	ISO 606		DELTA® HR		DELTA TITANIUM 2		LUB FREE VERTE		DELTA® VERTE			
													min. kN	nom. kN	min. kN	nom. kN	min. kN	min. kN	min. kN		min. kN	min. kN	min. kN	min. kN
													max.	max.	max.	max.	max.	max.	max.		max.	max.	max.	max.
06B-1	3ND	9,525	x	x		6,35	5,77	12,50	3,28	8,20	.	2,1	8,9	9,0	10,3	9,0	.	.	.	.	.	.	0,40	
08B-1	7ND	12,7	x	x	(1)	8,51	7,75	16,60	4,45	11,80	.	1,5	17,8	18,2	20,4	18,2	18,2	18,2	18,2	16,6	16,6	16,6	0,68	
10B-1	11ND	15,875	x	x	(1)	10,16	9,65	19,00	5,08	13,70	.	1,5	22,2	23,0	27,1	23,0	23,0	23,0	23,0	18,6	18,6	18,6	0,86	
12B-1	13ND	19,05	x	x	(1)	12,07	11,68	22,30	5,72	16,20	.	1,5	28,9	30,5	34,8	30,5	30,5	30,5	30,5	30,5	30,5	30,5	1,18	
16B-1	15TD	25,4	x	x	(1)	15,88	17,02	35,10	8,28	20,80	.	3,0	60,0	75,0	87,0	75,0	66,0	66,0	66,0	66,0	66,0	66,0	2,66	
20B-1	17TD	31,75	x	x	(2)*	19,05	19,56	40,50	10,19	25,40	.	6,1	95,0	110,0	119,0	110,0	.	99,0	99,0	99,0	99,0	99,0	3,72	
24B-1	18TD	38,1	x	x	(2)*	25,40	25,40	53,10	14,63	32,30	.	6,6	160,0	180,0	198,0	180,0	.	160,0	160,0	160,0	160,0	160,0	7,05	
28B-1	20TD	44,45	x	x	(2)*	27,94	30,95	65,10	15,90	37,00	.	7,4	200,0	235,0	251,5	235,0	.	180,0	180,0	180,0	180,0	180,0	8,96	
32B-1	22TD	50,8	x	x	(2)	29,21	30,99	63,60	17,81	42,30	.	7,9	250,0	300,0	321,0	300,0	.	250,0	250,0	250,0	250,0	250,0	10,00	
40B-1	23TD	63,5	x	x	(2)	39,37	38,10	79,00	22,89	52,80	.	12,0	355,0	365,0	383,3	365,0	.	365,0	365,0	365,0	365,0	365,0	16,20	
48B-1	24TD	76,2	x	x		48,26	47,70	98,60	29,22	64,20	.	23,7	560,0	600,0	630,0	600,0	.	.	.	.	.	.	24,93	
06B-2	203ND	9,525	x	x		6,35	5,77	23,10	3,28	8,20	10,24	2,1	16,9	17,6	21,1	17,6	.	.	.	.	.	.	0,74	
08B-2	207ND	12,7	x	x	(1)	8,51	7,75	30,60	4,45	11,80	13,92	1,5	31,1	36,4	40,8	36,4	36,4	36,4	36,4	33,2	33,2	33,2	1,33	
10B-2	211ND	15,875	x	x	(1)	10,16	9,65	35,75	5,08	13,70	16,59	1,5	44,5	46,0	54,3	46,0	46,0	46,0	46,0	46,0	46,0	46,0	46,0	1,70
12B-2	213ND	19,05	x	x	(1)	12,07	11,68	41,80	5,72	16,20	19,46	1,5	57,8	61,0	69,5	61,0	61,0	61,0	61,0	61,0	61,0	61,0	61,0	2,35
16B-2	215TD	25,4	x	x	(1)	15,88	17,02	68,00	8,28	20,80	31,88	3,0	106,0	150,0	174,0	150,0	132,0	132,0	132,0	132,0	132,0	132,0	5,28	
20B-2	217TD	31,75	x	x	(2)*	19,05	19,56	77,00	10,19	25,40	36,45	6,1	170,0	220,0	239,8	220,0	.	198,0	198,0	198,0	198,0	198,0	7,36	
24B-2	218TD	38,1	x	x	(2)*	25,40	25,40	101,80	14,63	32,30	48,36	6,6	280,0	360,0	396,0	360,0	.	320,0	320,0	320,0	320,0	320,0	13,85	
28B-2	220TD	44,45	x	x	(2)*	27,94	30,95	124,70	15,90	37,00	59,56	7,4	360,0	470,0	502,9	470,0	.	360,0	360,0	360,0	360,0	360,0	18,80	
32B-2	222TD	50,8	x	x	(2)	29,21	30,99	122,80	17,81	42,30	58,55	7,9	450,0	600,0	642,0	600,0	.	500,0	500,0	500,0	500,0	500,0	19,90	
40B-2	223TD	63,5	x	x	(2)	39,37	38,10	152,00	22,89	52,80	72,29	12,0	630,0	730,0	766,5	730,0	.	730,0	730,0	730,0	730,0	730,0	32,08	
48B-2	224TD	76,2	x	x		48,26	47,70	190,40	29,22	64,20	91,21	23,7	1 000,0	1 200,0	1 260,0	1 200,0	.	.	.	.	.	.	49,50	
06B-3	303ND	9,525	x	x		6,35	5,77	33,00	3,28	8,20	10,24	2,1	24,9	26,4	31,6	26,4	.	.	.	.	.	.	1,10	
08B-3	307ND	12,7	x	x	(1)	8,51	7,75	44,60	4,45	11,80	13,92	1,5	44,5	54,6	61,2	54,6	54,6	54,6	54,6	49,8	49,8	49,8	1,96	
10B-3	311ND	15,875	x	x	(1)	10,16	9,65	52,30	5,08	13,70	16,59	1,5	66,7	69,0	81,4	69,0	69,0	69,0	69,0	69,0	69,0	69,0	69,0	2,51
12B-3	313ND	19,05	x	x	(1)	12,07	11,68	61,40	5,72	16,20	19,46	1,5	86,7	91,5	104,3	91,5	91,5	91,5	91,5	91,5	91,5	91,5	3,48	
16B-3	315TD	25,4	x	x	(1)	15,88	17,02	99,90	8,28	20,80	31,88	3,0	160,0	225,0	261,0	225,0	198,0	198,0	198,0	198,0	198,0	198,0	7,86	
20B-3	317TD	31,75	x	x	(2)*	19,05	19,56	113,50	10,19	25,40	36,45	6,1	250,0	330,0	359,7	330,0	.	297,0	297,0	297,0	297,0	297,0	11,00	
24B-3	318TD	38,1	x	x	(2)*	25,40	25,40	150,20	14,63	32,30	48,36	6,6	425,0	540,0	594,0	540,0	.	480,0	480,0	480,0	480,0	480,0	20,31	
28B-3	320TD	44,45	x	x	(2)*	27,94	30,95	184,60	15,90	37,00	59,56	7,4	530,0	705,0	754,4	705,0	.	540,0	540,0	540,0	540,0	540,0	28,00	
32B-3	322TD	50,8	x	x	(2)	29,21	30,99	181,70	17,81	42,30	58,55	7,9	670,0	900,0	963,0	900,0	.	750,0	750,0	750,0	750,0	750,0	29,60	
40B-3	323TD	63,5	x	x	(2)	39,37	38,10	224,60	22,89	52,80	72,29	12,0	950,0	1 095,0	1 149,8	1 095,0	.	1 095,0	1 095,0	1 095,0	1 095,0	1 095,0	47,96	
48B-3	324TD	76,2	x	x		48,26	47,70	281,60	29,22	64,20	91,21	23,7	1 500,0	1 800,0	1 890,0	1 800,0	.	.	.	.	.	.	80,20	
<b>Special Sedis Chains</b>																								
-	2ND	9,525	x			6,35	4	10,48	3,28	8,18	.	2,1	.	9	10,3	.	.	.	.	.	.	0,35		
-	6ND	12,7	x	x		8,51	5,35	14,10	4,45	11,80	.	1,5	.	18,2	22,8	18,2	.	.	.	.	.	0,35		

(1): References in Lube Free VerTE version. In DELTA® VERTE, consult us  
 (2): References available in DELTA® VERTE only  
 \* The pin diameter and the working surface are different. Consult us for more details  
 For VerTE chains, the use of sprockets with treated teeth is recommended.

**Connecting links:** Also available for some duplex and triplex chains

<b>N° 200</b>	<b>N° 205</b>	<b>N° 206</b>	<b>N° 208</b>	<b>N° 209</b>	<b>N° 216</b>	<b>N° 217</b>	<b>N° 221</b>
Inner link	External link to be riveted	Connecting link with spring clip	Cottered connecting link	Connecting link with self locking nuts	Single cranked cottered link	Single cranked link with self locking nuts	Double cranked link
Available for all chains		Available for pitches from: 9,525 to 31,75 mm	Available for pitches from: 25,4 to 76,2 mm	Available for pitches from: 25,4 to 76,2 mm	Available for pitches from: 25,4 to 63,5 mm	Available for pitches from: 31,75 to 63,5 mm	Available for pitches from: 9,525 to 25,4 mm

BS CHAINS - EUROPEAN SERIES - ALPHA Premium RANGE



GENERAL CHARACTERISTICS

These chains designed for use in high power transmission systems comply with international standards: ISO 606 (short pitch chains) and ISO 1275 (long pitch chains).

These chains correspond to the following national standards:  
 - British Standard BS 228 (short pitch chains)  
 - German Standard DIN8187 (short pitch chains) and DIN8181 (long pitch chains)

In these conditions, our chains are interchangeable with all other chains produced to the quoted standards.

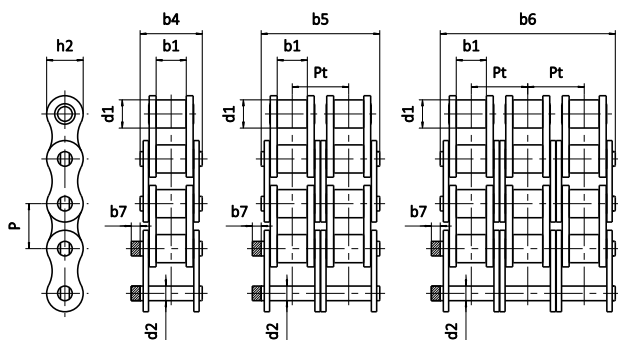


References			ALPHA Premium			General dimensions (mm)							Ultimate Tensile Strength (kN)				
ISO 606	SEDIS	Pitch P	ALPHA Premium	ALPHA Premium INOX	d1	b1	b4 b5 b6	d2	h2	Pt	b7	ISO 606	ALPHA Premium	ALPHA Premium INOX	Mass per meter kg		
																min.	max.
SIMPLEX	06B-1	3N	9,525	x	x	6,35	5,77	13,50	3,27	8,23	.	2,1	8,9	8,9	10,3	6,3	0,40
	08B-1	7N	12,7	x	x	8,51	7,75	16,60	4,45	11,80	.	1,5	17,8	18,2	20,4	14,0	0,68
	10B-1	11N	15,875	x	x	10,16	9,65	19,00	5,08	13,70	.	1,5	22,2	23,0	27,2	17,6	0,86
	12B-1	13N	19,05	x	x	12,07	11,68	22,30	5,72	16,20	.	1,5	28,9	30,5	34,8	21,0	1,18
	16B-1	15T	25,4	x	x	15,88	17,02	35,10	8,26	20,80	.	3,0	60,0	66,0	76,3	43,0	2,66
	20B-1	17T	31,75	x	x	19,05	19,56	40,50	10,19	25,40	.	6,1	95,0	105,0	114,0	.	3,72
	24B-1	18T	38,1	x	x	25,40	25,40	53,10	14,63	32,30	.	6,6	160,0	180,0	198,0	.	7,05
	28B-1	20T	44,45	x	x	27,94	30,95	65,10	15,90	37,00	.	7,4	200,0	235,0	252,0	.	8,96
	32B-1	22T	50,8	x	x	29,21	30,99	73,60	17,81	42,30	.	7,9	250,0	270,0	288,0	.	10,00
40B-1	23T	63,5	x	x	39,37	38,10	79,00	22,89	52,80	.	12,0	355,0	365,0	385,0	.	16,20	
48B-1	24T	76,2	x	x	48,26	47,70	98,60	29,22	64,20	.	23,7	560,0	600,0	630,0	.	24,93	
DUPLIX	06B-2	203N	9,525	x	x	6,35	5,77	23,80	3,27	8,23	10,24	2,1	16,9	16,9	20,6	9,8	0,74
	08B-2	207N	12,7	x	x	8,51	7,75	30,60	4,45	11,80	13,92	1,5	31,1	36,4	40,8	28,0	1,33
	10B-2	211N	15,875	x	x	10,16	9,65	35,75	5,08	13,70	16,59	1,5	44,5	46,0	54,4	35,2	1,70
	12B-2	213N	19,05	x	x	12,07	11,68	41,80	5,72	16,20	19,46	1,5	57,8	61,0	69,6	42,0	2,35
	16B-2	215T	25,4	x	x	15,88	17,02	68,00	8,28	20,80	31,88	3,0	106,0	132,0	152,6	86,0	5,28
	20B-2	217T	31,75	x	x	19,05	19,56	77,00	10,19	25,40	36,45	6,1	170,0	210,0	228,0	.	7,36
	24B-2	218T	38,1	x	x	25,40	25,40	101,80	14,63	32,30	48,36	6,6	280,0	360,0	396,0	.	13,85
	28B-2	220T	44,45	x	x	27,94	30,95	124,70	15,90	37,00	59,56	7,4	360,0	470,0	504,0	.	18,80
	32B-2	222T	50,8	x	x	29,21	30,99	122,80	17,81	42,30	58,55	7,9	450,0	540,0	576,0	.	19,90
40B-2	223T	63,5	x	x	39,37	38,10	152,00	22,89	52,80	72,29	12,0	630,0	730,0	770,0	.	32,08	
48B-2	224T	76,2	x	x	48,26	47,70	190,40	29,22	64,20	91,21	23,7	1 000,0	1 200,0	1 260,0	.	49,50	
TRIPLEX	06B-3	303N	9,525	x	x	6,35	5,77	34,00	3,27	8,23	10,24	2,1	24,9	24,9	30,9	.	1,10
	08B-3	307N	12,7	x	x	8,51	7,75	44,60	4,45	11,80	13,92	1,5	44,5	54,6	61,2	42,0	1,96
	10B-3	311N	15,875	x	x	10,16	9,65	52,30	5,08	13,70	16,59	1,5	66,7	69,0	81,6	52,8	2,51
	12B-3	313N	19,05	x	x	12,07	11,68	61,40	5,72	16,20	19,46	1,5	86,7	91,5	104,4	63,0	3,48
	16B-3	315T	25,4	x	x	15,88	17,02	99,90	8,28	20,80	31,88	3,0	160,0	198,0	228,9	129,0	7,86
	20B-3	317T	31,75	x	x	19,05	19,56	113,50	10,19	25,40	36,45	6,1	250,0	315,0	342,0	.	11,00
	24B-3	318T	38,1	x	x	25,40	25,40	150,20	14,63	32,30	48,36	6,6	425,0	540,0	594,0	.	20,31
	28B-3	320T	44,45	x	x	27,94	30,95	184,60	15,90	37,00	59,56	7,4	530,0	705,0	756,0	.	28,00
	32B-3	322T	50,8	x	x	29,21	30,99	181,70	17,81	42,30	58,55	7,9	670,0	810,0	864,0	.	29,60
40B-3	323T	63,5	x	x	39,37	38,10	224,60	22,89	52,80	72,29	12,0	950,0	1 095,0	1 155,0	.	47,96	
48B-3	324T	76,2	x	x	48,26	47,70	281,60	29,22	64,20	91,21	23,7	1 500,0	1 800,0	1 890,0	.	80,20	
Special SEDIS chains																	
SIMPLEX	-	5T	12,7	x	.	7,75	5,00	11,80	3,96	10,10	.	1,5	.	11,6	12,9	.	0,44
	-	6N	12,7	x	.	8,51	5,35	14,10	4,45	11,80	.	1,5	.	18,2	20,4	.	0,59
	-	10N	15,875	x	.	10,16	6,50	16,40	5,08	13,70	.	1,5	.	23,0	27,2	.	0,75
	-	12N	19,05	x	.	12,07	8,00	18,45	5,72	16,30	.	1,5	.	30,5	34,8	.	1,05
Double pitch chains (ISO 1275)																	
208B	2007N	25,4	x	.	8,51	7,75	16,60	4,45	11,50	.	1,5	17,8	17,8	19,8	.	0,43	

Connecting links: Also available for some duplex and triplex chains

<b>N° 200</b>	<b>N° 205</b>	<b>N° 206</b>	<b>N° 208</b>	<b>N° 209</b>	<b>N° 216</b>	<b>N° 217</b>	<b>N° 221</b>
Inner link	External link to be riveted	Connecting link with spring clip	Cottered connecting link	Connecting link with self locking nuts	Single cranked cottered link	Single cranked link with self locking nuts	Double cranked link
Available for all chains		Available for pitches from: 9,525 to 31,75 mm	Available for pitches from: 25,4 to 63,5 mm	Available for pitches from: 25,4 to 76,2 mm	Available for pitches from: 9,525 to 63,5 mm	Available for pitches from: 31,75 to 63,5 mm	Available for pitches from: 9,525 to 25,4 mm

# BS CHAINS - EUROPEAN SERIES - RECORD® RANGE



## GENERAL CHARACTERISTICS

These chains designed for use in high power transmission systems comply with international standards: ISO 606.

These chains correspond to the following national standards:

- British Standard BS 228
- German Standard DIN8187

In these conditions, our chains are interchangeable with all other chains produced to the quoted standards.



	Reference		Pitch	RECORD® RANGE			General dimensions (mm)							Ultimate Tensile Strength (kN)		Mass per meter (Kg/m)		
	ISO 606	SEDIS	P	Record®	Record® Nickel	Record® INOX	d1	b1	b4 b5 b6	d2	h2	Pt	b7	Record® & Record® nickel	Record® INOX	Record®	Record® Nickel	Record® stainless steel
SIMPLEX	-	CA1N04B000	6	x			4,00	2,80	7,90	1,85	5,00	-	1,1	3,20	-	0,11	-	-
	05B-1	CA1N05B000	8	x	x		5,00	3,00	11,70	2,31	7,10	-	3,5	5,90	-	0,20	0,18	-
	06B-1	CA1N06B000	9,525	x	x	x	6,35	5,72	16,80	3,28	8,20	-	3,3	8,9	6,65	0,41	0,58	0,44
	083	CA1N083000	12,70	x			7,75	4,90	14,10	4,09	10,10	-	1,5	13,50	-	0,49	-	-
	08B-1	CA1N08B000	12,70	x	x	x	8,51	7,75	20,90	4,46	11,80	-	3,9	18,00	12,00	0,68	0,68	0,70
	10B-1	CA1N10B000	15,875	x	x	x	10,16	9,65	23,70	5,08	14,70	-	4,1	22,40	15,00	0,91	0,84	0,92
	12B-1	CA1N12B000	19,05	x	x	x	12,07	11,68	27,30	5,72	16,10	-	4,6	29,00	17,00	1,12	1,14	1,12
	16B-1	CA1N16B000	25,40	x	x	x	15,88	17,02	41,50	8,27	21,00	-	5,4	60,00	40,00	2,64	2,72	2,59
	20B-1	CA1N20B000	31,75	x			19,05	19,56	49,30	10,19	26,40	-	6,1	95,00	-	3,68	-	-
	24B-1	CA1N24B000	38,10	x			25,40	25,40	59,70	14,63	33,40	-	6,6	160,00	-	7,05	-	-
DUPLEX	28B-1	CA1N28B000	44,45	x			27,94	30,99	72,50	15,90	37,00	-	7,4	200,00	-	8,96	-	-
	32B-1	CA1N32B000	50,80	x			29,21	30,99	71,50	17,81	42,20	-	7,9	250,00	-	10,00	-	-
	40B-1	CA1N40B000	63,50	x			39,37	38,10	91,00	22,89	52,90	-	12,0	355,00	-	16,20	-	-
	48B-1	CA1N48B000	76,20	x			48,26	47,70	110,60	29,22	63,80	-	12,0	560,00	-	24,93	-	-
	05B-2	CA2N05B000	8	x			5,00	3,00	17,40	2,31	7,11	5,64	3,1	7,95	-	0,38	-	-
	06B-2	CA2N06B000	9,525	x	x	x	6,35	5,72	27,10	3,28	8,20	10,24	3,3	18,70	10,50	0,77	0,68	0,74
	08B2	CA2N08B000	12,70	x	x	x	8,51	7,75	34,90	4,46	11,80	13,92	3,9	32,00	22,00	1,35	1,34	1,40
	10B-2	CA2N10B000	15,875	x	x	x	10,16	9,65	40,30	5,08	14,70	16,59	4,1	44,50	28,45	1,79	1,93	3,00
	12B-2	CA2N12B000	19,05	x	x	x	12,07	11,68	46,80	5,72	16,10	19,46	4,6	57,80	37,25	2,22	2,35	2,21
	16B-2	CA2N16B000	25,40	x	x	x	15,88	17,02	73,40	8,27	21,00	31,88	5,4	114,70	74,45	5,13	5,28	5,08
TRIPLEX	20B-2	CA2N20B000	31,75	x			19,05	19,56	85,10	10,19	26,40	36,45	6,1	170,00	-	7,72	-	-
	24B-2	CA2N24B000	38,10	x			25,40	25,40	108,40	14,63	33,40	48,36	6,6	280,00	-	13,85	-	-
	28B-2	CA2N28B000	44,45	x			27,94	30,99	132,10	15,90	37,00	59,56	7,4	360,00	-	18,80	-	-
	32B-2	CA2N32B000	50,80	x			29,21	30,99	133,90	17,81	42,20	58,55	7,9	450,00	-	19,80	-	-
	40B-2	CA2N40B000	63,50	x			39,37	38,10	166,90	22,89	52,90	72,29	12,0	630,00	-	32,08	-	-
	48B-2	CA2N48B000	76,20	x			48,26	47,70	201,50	29,22	63,80	91,21	12,0	1000,00	-	49,50	-	-
	06B-3	CA3N06B000	9,525	x		x	6,35	5,72	37,30	3,28	8,20	10,24	3,3	30,10	17,85	1,16	-	1,11
	08B-3	CA3N08B000	12,70	x		x	8,51	7,75	48,80	4,46	11,80	13,92	3,9	47,50	35,30	2,03	-	1,31
	10B-3	CA3N10B000	15,875	x		x	10,16	9,65	56,90	5,08	14,70	16,59	4,1	66,70	42,65	2,68	-	1,79
	12B-3	CA3N12B000	19,05	x		x	12,07	11,68	66,30	5,72	16,10	19,46	4,6	86,70	50,05	3,39	-	2,22
16B-3	CA3N16B000	25,40	x		x	15,88	17,02	105,30	8,27	21,00	31,88	5,4	170,50	117,65	7,80	-	5,03	
20B-3	CA3N20B000	31,75	x			19,05	19,56	122,10	10,19	26,40	36,45	6,1	250,00	-	11,53	-	-	
24B-3	CA3N24B000	38,10	x			25,40	25,40	156,80	14,63	33,40	48,36	6,6	425,00	-	20,31	-	-	
28B-3	CA3N28B000	44,45	x			27,94	30,99	192,00	15,90	37,00	59,56	7,4	530,00	-	28,00	-	-	
32B-3	CA3N32B000	50,80	x			29,21	30,99	192,40	17,81	42,20	58,55	7,9	670,00	-	29,60	-	-	
40B-3	CA3N40B000	63,50	x			39,37	38,10	239,20	22,89	52,90	72,29	12,0	950,00	-	47,96	-	-	
48B-3	CA3N48B000	76,20	x			48,26	47,70	292,30	29,22	63,80	91,21	12,0	1 500,00	-	80,20	-	-	

Connecting links: Also available for some duplex and triplex chains

