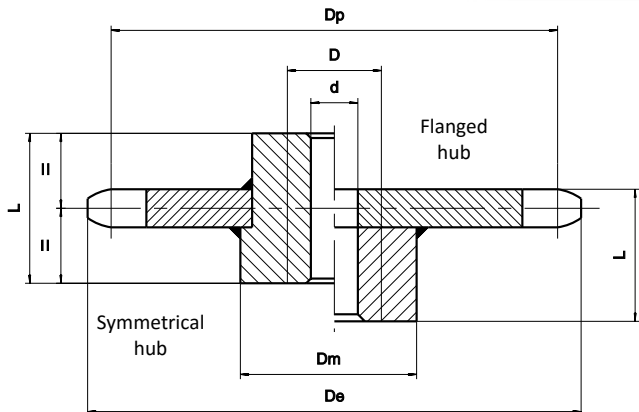


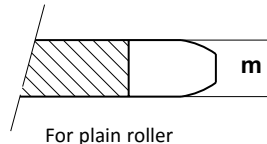
ISO STANDARD CHAINS



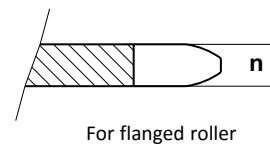
All our wheels are manufactured with a raw oxygen cutting or foundry tooth for chains fitted with slide rollers and flanged rollers. Wheels for bush and roller chains are tooth milled. Our Standard wheels are manufactured with flanged hub with the possibility of wheels with symmetrical hub.

We supply upon request:

- wheels with machine cut teeth for chains mentioned below
- wheels with a different number of teeth
- special wheels



For plain roller



For flanged roller

Dimensions in mm

Chain reference	Pitch	Z	Dp	De	d(H10) min.	D max.	Dm	L	Mass kg	m	n
M20	50	8	130,65	136	24	50	80	50	2,6	14	10,5
		12	193,18	200	24	50	80	50	4,0		
	63	8	164,62	172	24	50	80	50	3,1	14	10,5
		12	243,41	253	24	50	80	60	5,1		
M56	80	8	209,04	214	24	50	80	50	4,6	14	10,5
		12	309,09	318	24	60	90	70	7,3		
	100	8	261,31	270	24	60	90	70	6,5	14	10,5
		12	286,37	396	24	70	100	80	8,8		
M80	100	8	261,31	275	30	80	120	80	13,5	20	15,0
		12	386,37	404	30	100	150	100	23,0		
	125	8	326,63	340	30	80	120	80	14,7	20	15,0
		12	482,96	500	30	100	150	100	28,2		
M112	160	8	418,09	432	30	100	150	100	24,6	20	15,0
		12	618,19	635	40	120	170	120	41,0		
	200	8	522,62	536	30	100	150	100	30,9	20	15,0
		12	772,74	788	40	120	170	120	52,3		
M160	100	8	261,31	278	30	80	130	80	15,3	20	15,0
		12	386,37	406	30	100	160	100	28,0		
	125	8	326,63	342	30	80	130	80	20,4	20	15,0
		12	482,96	503	30	100	160	100	33,4		
M224	160	8	418,09	436	30	100	160	100	28,4	22	18,0
		12	618,19	636	40	120	190	120	50,4		
	200	8	522,62	540	30	100	160	100	35,8	22	18,0
		12	772,74	792	40	120	190	120	63,0		
M315	125	8	326,63	346	30	80	150	80	23,0	25	20,0
		12	482,96	506	30	100	170	100	39,0		
	160	8	418,09	438	30	100	170	100	39,4	25	20,0
		12	618,19	640	40	120	200	120	60,3		
M450	200	8	522,62	542	30	100	170	100	43,2	25	20,0
		12	772,74	794	40	120	200	120	75,6		
	250	8	653,27	670	40	120	200	120	64,5	25	20,0
		12	965,92	988	40	140	240	140	109,0		
M630 & M900	160	8	418,09	442	30	100	200	100	47,8	30	24,0
		12	618,19	645	40	120	230	120	77,8		
	200	8	522,62	544	30	100	200	100	57,0	30	24,0
		12	772,74	798	40	120	230	120	99,4		
M224	250	8	653,27	676	40	120	230	120	83,5	30	24,0
		12	965,92	992	40	140	260	140	139,8		
	315	8	823,12	844	40	120	230	120	107,0	30	24,0
		12	1 217,06	1243	40	140	260	140	186,4		
M315	160	8	418,09	448	40	120	220	120	58,4	35	25,0
		12	618,19	650	40	140	260	140	120,0		
	200	8	522,62	550	40	120	220	120	80,0	35	25,0
		12	772,74	804	40	140	260	140	130,0		
M315	250	8	653,27	680	40	140	260	140	112,0	35	25,0
		12	965,92	998	50	160	300	160	186,0		
	315	8	823,12	850	40	140	260	140	144,0	35	25,0
		12	1 217,06	1249	50	160	300	160	245,0		
M315	160	8	418,09	448	40	120	250	120	68,0	40	30,0
		12	618,19	653	40	140	300	140	141,0		
	200	8	522,62	552	40	120	250	120	91,0	40	30,0
		12	772,74	807	40	140	300	140	165,0		
M450	250	8	653,27	680	40	140	300	140	149,0	40	30,0
		12	965,92	1003	50	160	340	160	239,0		
	315	8	823,12	854	40	140	300	140	175,0	40	30,0
		12	1 217,06	1254	50	160	340	160	310,0		
M450	200	8	522,62	559	40	140	280	140	120,0	45	35,0
		12	772,74	800	50	160	320	160	259,0		
	250	8	653,27	689	50	160	320	160	193,0	45	35,0
		12	965,92	987	50	180	380	180	323,0		
315	8	823,12	815	50	160	320	160	269,0	45	35,0	
	12	1 217,06	1229	50	180	380	180	412,0			
400	8	1 045,24	1020	50	180	380	180	352,0	45	35,0	
	12	1 545,48	1547	60	200	460	200	630,0			
CONSULT US											

These wheels are available with 10 and 16 teeth. Do not hesitate in consulting us. Dimensions subject to change. Please consult us for verification.