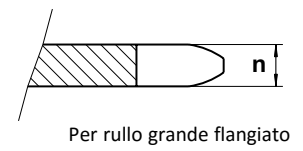
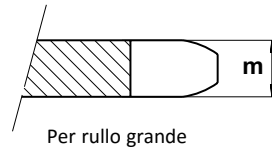
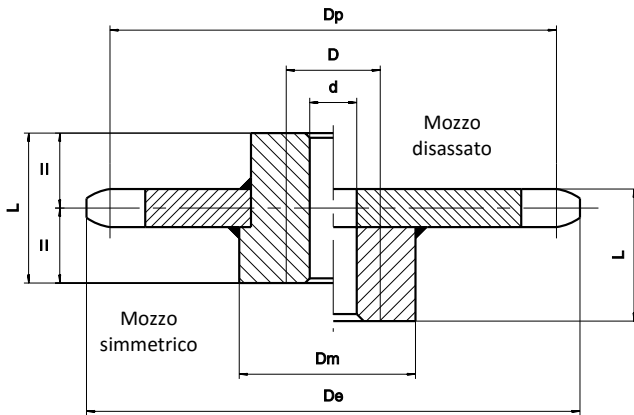


RUOTE E PIGNONI PER CATENE DI TRASPORTO

TRASPORTO SERIE B



Dimensioni in mm

Riferimento catene	Passo	Numero di denti	Diamètre Primitif	De	Alesaggio		Mozzo		Peso kg	m	n
					d(H10) min.	D max.	Dm	L			
M22	50	8	130,65	140	24	50	80	60	3	12,6	9,0
		12	193,18	203	24	50	80	60	5		
	75	8	195,98	206	24	50	80	60	6	12,6	9,0
		12	289,77	299	24	50	80	60	10		
100	8	261,31	271	24	50	80	60	9	12,6	9,0	
	12	386,37	396	24	50	80	60	16			
125	8	326,63	336	24	50	80	60	12	12,6	9,0	
	12	482,96	492	24	50	80	60	21			
M35	50	8	130,66	145	25	35	70	40	2	12,0	10,0
		12	193,19	208	30	50	100	50	5		
	60	8	156,79	172	25	50	100	50	4	12,0	10,0
		12	231,82	247	30	60	115	65	8		
75	8	195,98	211	25	50	100	50	6	12,0	10,0	
	12	289,78	304	30	60	115	65	11			
100	8	261,31	276	30	60	115	65	9	12,0	10,0	
	12	386,37	401	30	70	120	75	16			
M68	75	8	195,98	215	25	50	100	50	7	15,0	12,0
		12	289,78	309	30	60	115	65	14		
	100	8	261,31	280	30	60	120	80	11	15,0	12,0
		12	386,37	405	30	70	120	75	20		
125	8	326,64	346	30	60	115	65	16	15,0	12,0	
	12	482,96	502	30	70	120	75	29			
150	8	391,97	411	30	70	120	75	22	15,0	12,0	
	12	579,56	599	30	70	120	75	39			
M100	75	8	195,98	217	25	50	100	50	7	18,0	13,5
		12	289,78	311	30	60	115	65	14		
	100	8	261,31	282	30	60	115	65	11	18,0	13,5
		12	386,37	407	30	70	120	75	20		
125	8	326,64	347	30	60	115	65	16	18,0	13,5	
	12	482,96	504	30	70	120	75	29			
150	8	391,97	413	30	70	120	75	22	18,0	13,5	
	12	579,56	600	30	70	120	75	39			
M140 & M200	100	8	261,31	287	30	90	150	80	18	22,0	15,0
		12	386,37	412	30	90	150	80	28		
	125	8	326,64	352	30	90	150	80	20	22,0	15,0
		12	482,96	509	30	90	150	80	40		
	150	8	391,97	418	30	90	150	80	30	22,0	15,0
		12	579,56	605	30	90	150	80	55		
160	8	418,10	444	30	90	150	80	35	22,0	15,0	
	12	618,19	644	30	90	150	80	65			
200	8	522,63	548	30	90	150	80	45	22,0	15,0	
	12	772,74	798	30	90	150	80	90			
M270	150	8	391,97	422	30	110	180	140	62	32,0	25,0
		12	579,56	610	30	110	180	140	116		
	200	8	522,63	553	30	110	180	140	114	32,0	25,0
		12	772,74	803	30	110	180	140	184		
250	8	653,28	684	30	110	180	140	134	32,0	25,0	
	12	965,93	996	30	110	180	140	224			
M400	150	8	391,97	422	30	120	200	160	62	32,0	25,0
		12	579,56	610	30	120	200	160	116		
	160	8	418,10	449	30	120	200	160	66	32,0	25,0
		12	618,19	649	30	120	200	160	120		
200	8	522,63	553	30	120	200	160	114	32,0	25,0	
	12	772,74	803	30	120	200	160	184			
250	8	653,28	684	30	120	200	160	134	32,0	25,0	
	12	965,93	996	30	120	200	160	224			

Queste ruote sono realizzabili anche in 10 e 16 denti. Consultateci.

Quote soggette a modifiche, consultateci